

# IRIS



## Application

All urban lighting, streets, commercial and residential areas, walkways.

## Technical specification

IRIS is a luminaire for outdoor decorative lighting, for high pressure sodium and metal halide lamps up to 250W.

### Dome and central body

Cast aluminium. Supports mounting device in pendant P1 mounting option and the control gear assembly.

### Housing

One piece spun aluminium. Clamped to the support ring for a perfect fitting. Support ring: Die-cast aluminium. A die-cast aluminium hinged door allows the access to the optical assembly and the control gear without tools.

### Control gear assembly

The control gear is mounted on an easily removable universal tray, with a terminal block for wires up to 4mm<sup>2</sup>.

## Optical assembly

### Reflector

High purity pressed aluminum (99.85%), anodized and sealed.

Asymmetric distribution with minimum light emission towards the upper hemisphere.

Lens: tempered curved glass resistant to thermal and mechanical shock.

Also available tempered flat glass and spherical, elliptical or bowl lens in clear or prismatic polycarbonate.

### Lampholder

Adjustable in various positions.

### Relamping

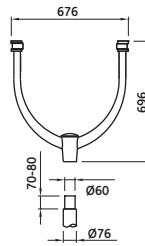
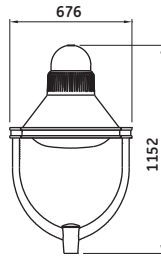
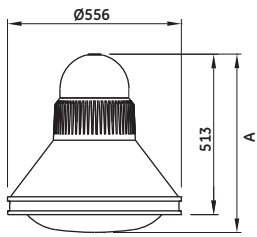
Without tools. Quick, easy and safe.

### Installation

Pendant 1". Optionally post-top mounting (poles with diameter 60mm ending) by means of a decorative cast aluminium yoke.

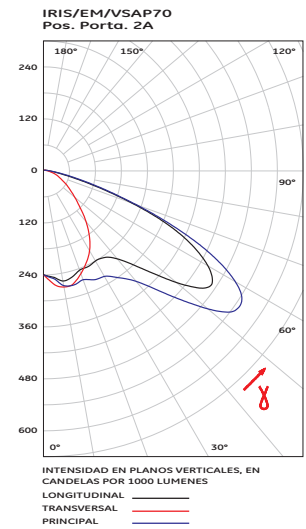
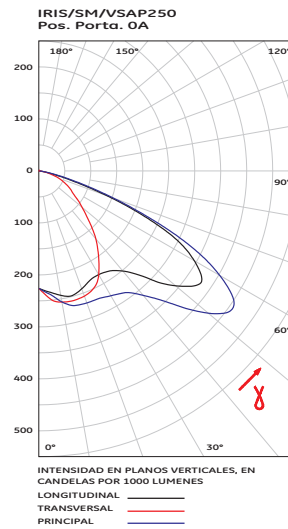
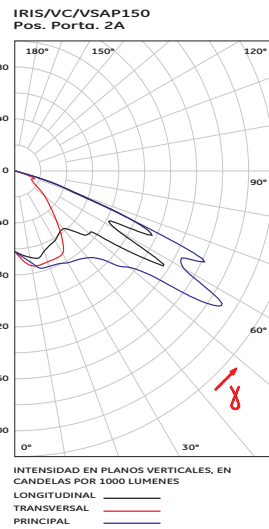
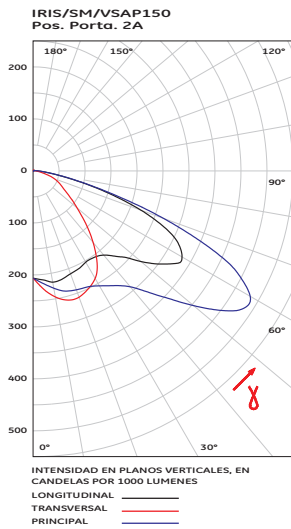


Dimensions (mm)



Type	A
IRIS/VC	571
IRIS/VT	513
IRIS/S	714
IRIS/E	641
IRIS/DC	579

Photometric data



IRIS

CEI 34.21 / EN 60598-1, IEC 60 - 230V 50Hz - Class I (Optional Class II)  
Optic IP66 - Control gear IP44

Description	Lamp ILCOS code	Weight (kg)	Pack Qty	Product Code
IRIS VC P1 HPS 100W	ST-100-H-E40-48/211	14.10	1	519872
IRIS VC P1 HPS 150W	ST-150-H-E40-48/211	15.00	1	519873
IRIS VC P1 HPS 250W	ST-250-H-E40-48/260	16.00	1	519874
IRIS VC P1 CMH 150 T U	MT/UB-150-H-E40-48/209	15.00	1	519875
IRIS VC L HPS 100W	ST-100-H-E40-48/211	14.10	1	519876
IRIS VC L HPS 150W	ST-150-H-E40-48/211	15.00	1	519877
IRIS VC L HPS 250W	ST-250-H-E40-48/260	16.00	1	519878
IRIS VC L CMH 150 T U	MT/UB-150-H-E40-48/209	15.00	1	519879

