

SYRA



Application

For urban lighting an attractive design for all road lighting in city beautification, pedestrians areas and for seawalks.

Technical specification

SYRA is a new range of luminaires for outdoor decorative lighting available in two sizes (Up to 150W and 250W respectively), for high pressure sodium and metal halide lamps.

Housing

One-piece spun aluminium. A die-cast aluminium moulding in the top of the housing is used for the support of the electrical unit and the mounting device. A hinged door allows the access to the optical assembly and the electrical unit without tools.

Control gear assembly

The control gear is mounted on an easily removable universal tray, with a terminal block for wires up to 4mm².

Optical assembly

Reflector: high purity (99.85%) one-piece formed aluminium reflector; anodized and sealed. Asymmetric distribution with minimum light emission towards the upper hemisphere.

Lens: spherical, elliptical or bowl lens. Clear or stippled polycarbonate. Optionally tempered flat glass resistant to thermal and mechanical shock.

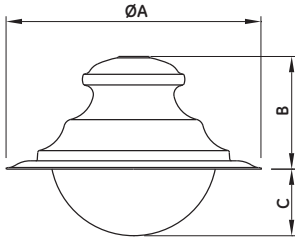
Lampholder: Adjustable in various positions.

Relamping: Without tools. Quick, easy and safe.

Installation: Pendant 1".

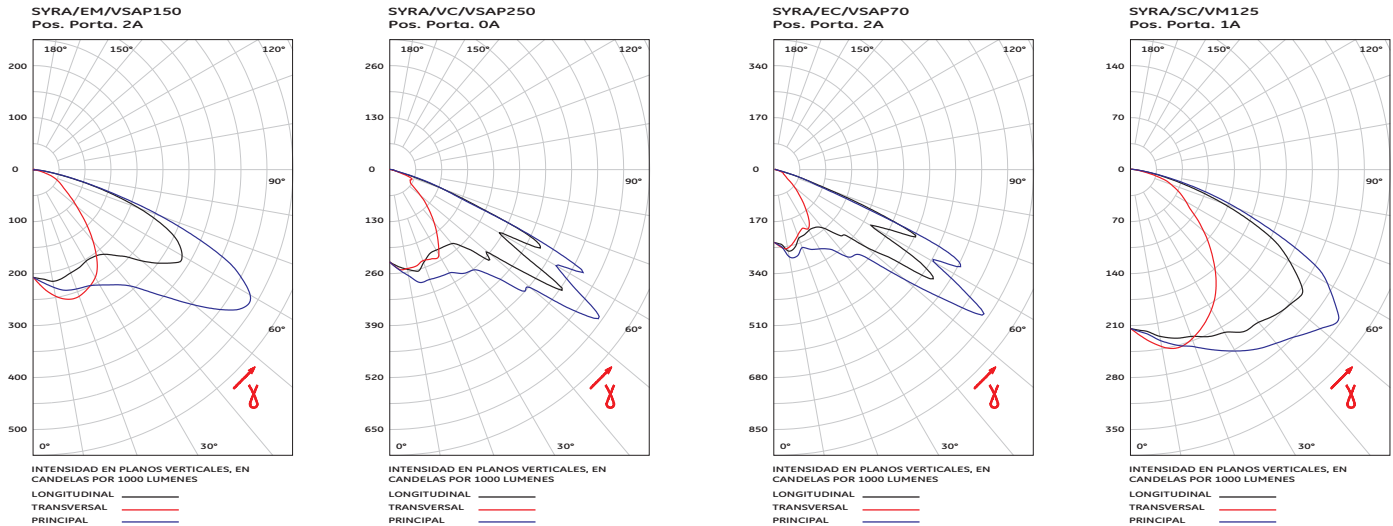


Dimensions (mm)



| (mm) | A | B | C | | | | |
|----------|-----|-----|-------|-------|----|----|----|
| | | | SM/SC | EM/EC | DC | VC | VT |
| SYRA-150 | 722 | 319 | 189 | 116 | 54 | 46 | 0 |
| SYRA-250 | 762 | 372 | 186 | 113 | 51 | 43 | 0 |

Photometric data



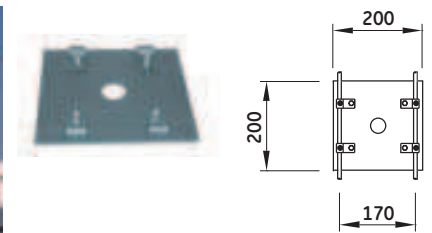
SYRA

CEI 34.21 / EN 60598-1, IEC 60 – 230V 50Hz – Class I (Optional Class II)
Optic IP66 – Control gear IP44

| Description | Lamp ILCOS code | Weight (kg) | Pack Qty | Product Code |
|-------------------------|------------------------|-------------|----------|--------------|
| SYRA-150 SC HPS 70W | SE-70-H-E27-72/156 | 7.50 | 1 | 519842 |
| SYRA-150 SC HPS 100W | ST-100-H-E40-48/211 | 9.00 | 1 | 519843 |
| SYRA-150 SC HPS 150W | ST-150-H-E40-48/211 | 8.50 | 1 | 519844 |
| SYRA-150 SC CMH 150 T U | MT/UB-150-H-E40-48/209 | 8.50 | 1 | 519845 |
| SYRA-250 SC HPS 250W | ST-250-H-E40-48/260 | 12.00 | 1 | 519856 |
| SYRA-250 SC CMH 250 T U | MT/UB-250-H-E40-46/225 | 12.50 | 1 | 519857 |
| SYRA-150 SM HPS 70W | SE-70-H-E27-72/156 | 7.50 | 1 | 519846 |
| SYRA-150 SM HPS 100W | ST-100-H-E40-48/211 | 9.00 | 1 | 519847 |
| SYRA-150 SM HPS 150W | ST-150-H-E40-48/211 | 8.50 | 1 | 519848 |
| SYRA-150 SM CMH 150 T U | MT/UB-150-H-E40-48/209 | 9.00 | 1 | 519849 |
| SYRA-250 SM HPS 250W | ST-250-H-E40-48/260 | 14.50 | 1 | 519854 |
| SYRA-250 SM CMH 250 T U | MT/UB-250-H-E40-48/260 | 15.00 | 1 | 519855 |
| SYRA-150 VT HPS 70W | SE-70-H-E27-72/156 | 8.00 | 1 | 519850 |
| SYRA-150 VT HPS 100W | ST-100-H-E40-48/211 | 8.00 | 1 | 519851 |
| SYRA-150 VT HPS 150W | ST-150-H-E40-48/211 | 8.50 | 1 | 519852 |
| SYRA-150 VT CMH 150 T U | MT/UB-150-H-E40-48/209 | 9.00 | 1 | 519853 |
| SYRA-250 VT HPS 250W | ST-250-H-E40-48/260 | 13.00 | 1 | 519858 |
| SYRA-250 VT CMH 250 T U | MT/UB-250-H-E40-48/260 | 13.50 | 1 | 519859 |

Accessory

CT - Mounting plate for catenary



Accessory

| Description | Product Code |
|---------------------|--------------|
| ACOP CT IBERIA/SYRA | 87971 |